

Rev	Description	Date	By
D	ADDED FINISH DESIGNATION 2	09/21/06	JSC

PART NUMBER DESCRIPTION
 SRC 2 425 126 - 0

SERIES DESIGNATOR
 SRC - SHROUDED R/A HDR
 .100 SPACING

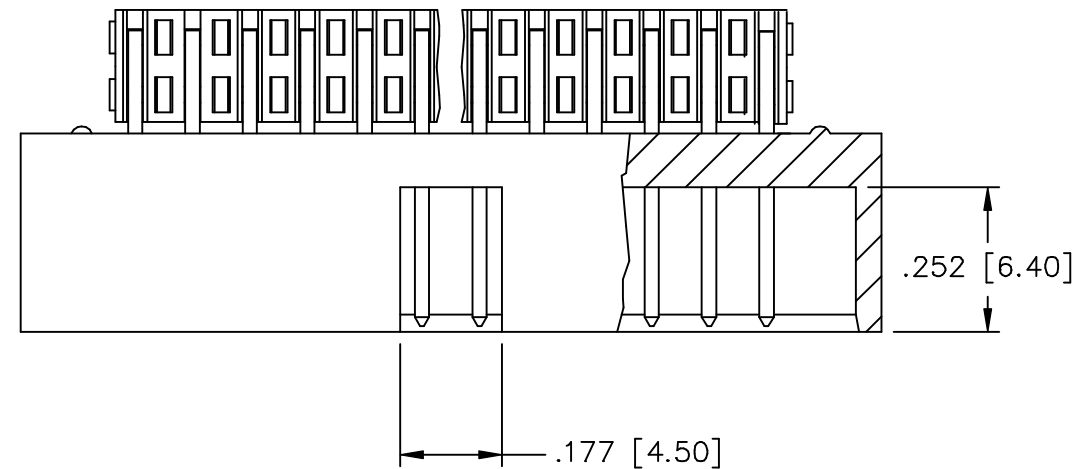
DESIGN VARIATION
 0 - STANDARD

NUMBER OF ROWS
 2 - 2 ROW

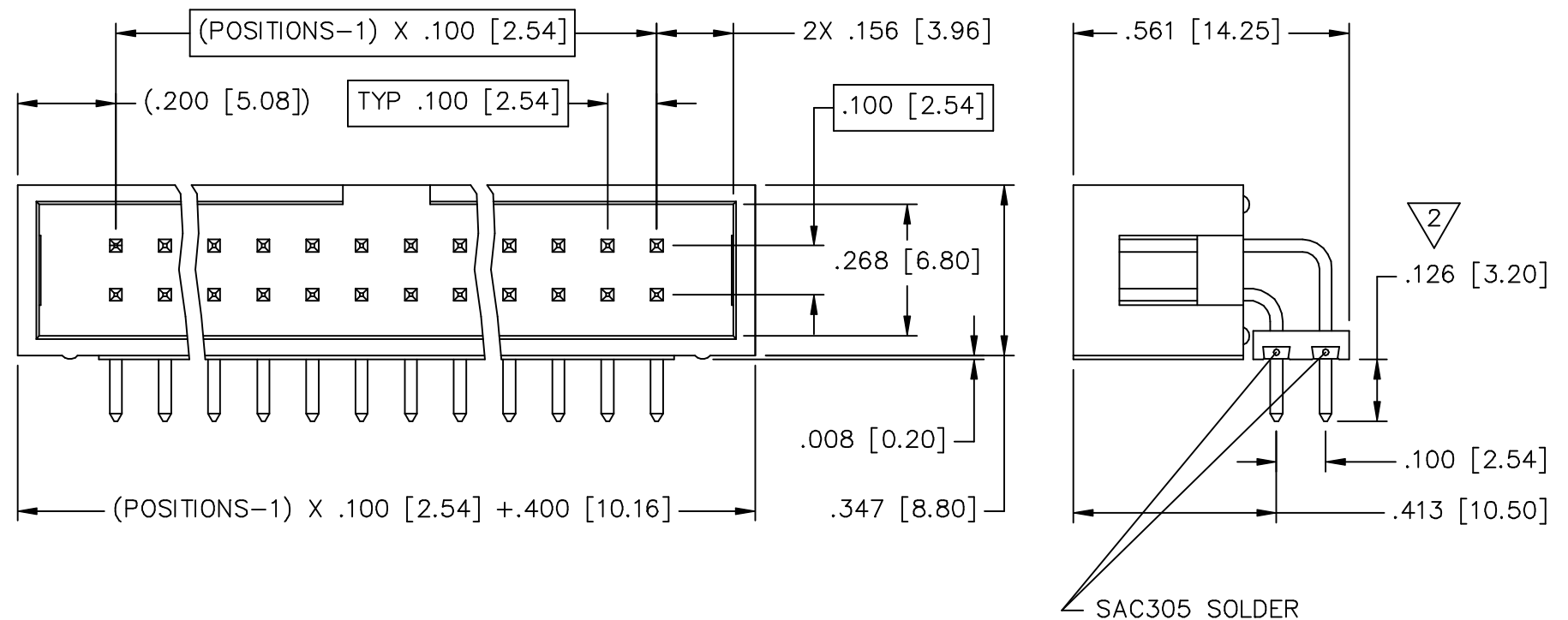
SOLDER TAIL LENGTH
 .126 [3.20] (AS SHOWN)

SOLDER TYPE (SAC305)
 N - NO-CLEAN FLUX
 M - SOLID CORE

POSITIONS PER ROW
 05, 08, 10, 13, 17, 20, 25, 30, 32



CONTACT FINISH DESIGNATION		
DESIGNATION	MATING ZONE	SOLDER TAIL
B	GOLD - 10 MICROINCHES	PURE TIN - 100 MICROINCHES
C	GOLD - FLASH	PURE TIN - 100 MICROINCHES
S	GOLD - FLASH	GOLD - FLASH
2	GOLD - 10 MICROINCHES	GOLD - 10 MICROINCHES



NOTES: UNLESS OTHERWISE SPECIFIED

- 1 INTERPRET THIS DRAWING IN ACCORDANCE WITH ASME Y14.5M - 1994
- 2 FOR OTHER SIZES, FINISHES, SOLDER TAIL LENGTHS OR ADDITIONAL DATA CONSULT TEKA CUSTOMER SERVICE
- 3 CONNECTOR SOLDER VOLUME BASED ON APPLICATION TO A .062±.007 [1.58±0.18] THICK PRINTED CIRCUIT BOARD
- 4 ALL PURE TIN FINISHES ARE LOW STRESS / WHISKER MITIGATING.

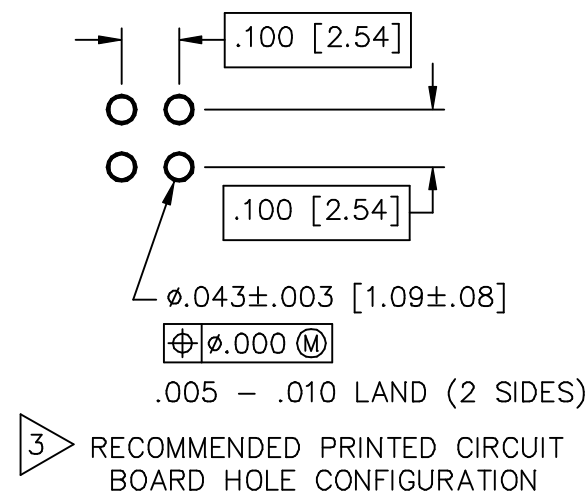
MATERIALS:

HOUSING: HIGH TEMPERATURE THERMOPLASTIC, UL RATED 94-V0

CONTACT: COPPER ALLOY

SOLDER: SEE PART NUMBER DESCRIPTION

CONTACT FINISH: (SEE PART NUMBER DESCRIPTION)



Unless otherwise specified: All dimensions are: Inches [mm]	Drawn by: J CACHINA	Date: 01/26/06	i-tronik <small>Macchine e prodotti per l'industria elettronica</small> i-tronik S.p.A Via dell'Artigianato n. 20 35010 Peraga di Vigonza (PD) Tel. +39.049.895.23 Fax. +39.049. 893.4822 commerciale@itronik.it; www.itronik.it
	Checked by: JSC	Date: 01/26/06	
-Tolerances- No of places IN [mm] one ±.1 ±2,54 two ±.02 ±0,5 three ±.010 ±0,25 Angular ±2°	Title: SB SHRD R/A HDR - .100 [2.54] PITCH (ROHS COMPLIANT)		Part No: SRC2____425_126-0
	Ref No: S20604	Scale: 3:1	Sheet 1 of 1