

Rev	Description	Date	By
B	CORRECTED SOLDER DESCRIPTION	04/20/06	JSC

PART NUMBER DESCRIPTION
 SVC 2 405 123 - 0

SERIES DESIGNATOR
 SVC - SHROUDED VERT HDR
 .100 SPACING

DESIGN VARIATION
 0 - STANDARD

SOLDER TAIL LENGTH
 .123 [3.13] (AS SHOWN)

SOLDER TYPE (SAC305)
 N - NO-CLEAN FLUX
 M - SOLID CORE

BODY HEIGHT
 .405 [10.27] (AS SHOWN)

NUMBER OF ROWS
 2 - 2 ROW

POSITIONS PER ROW
 05, 08, 10, 12, 13,
 17, 20, 25, 30, 32

CONTACT FINISH DESIGNATION 2 4		
DESIGNATION	MATING ZONE	SOLDER TAIL
B	GOLD - 10 MICROINCHES	PURE TIN - 100 MICROINCHES
S	GOLD - FLASH	GOLD - FLASH

- NOTES: UNLESS OTHERWISE SPECIFIED
- 1 INTERPRET THIS DRAWING IN ACCORDANCE WITH ASME Y14.5M - 1994
 - 2 FOR OTHER SIZES, FINISHES, SOLDER TAIL LENGTHS OR ADDITIONAL DATA CONSULT TEKA CUSTOMER SERVICE
 - 3 CONNECTOR SOLDER VOLUME BASED ON APPLICATION TO A .062±.007 [1.58±0.18] THICK PRINTED CIRCUIT BOARD
 - 4 ALL PURE TIN FINISHES ARE LOW STRESS / WHISKER MITIGATING.

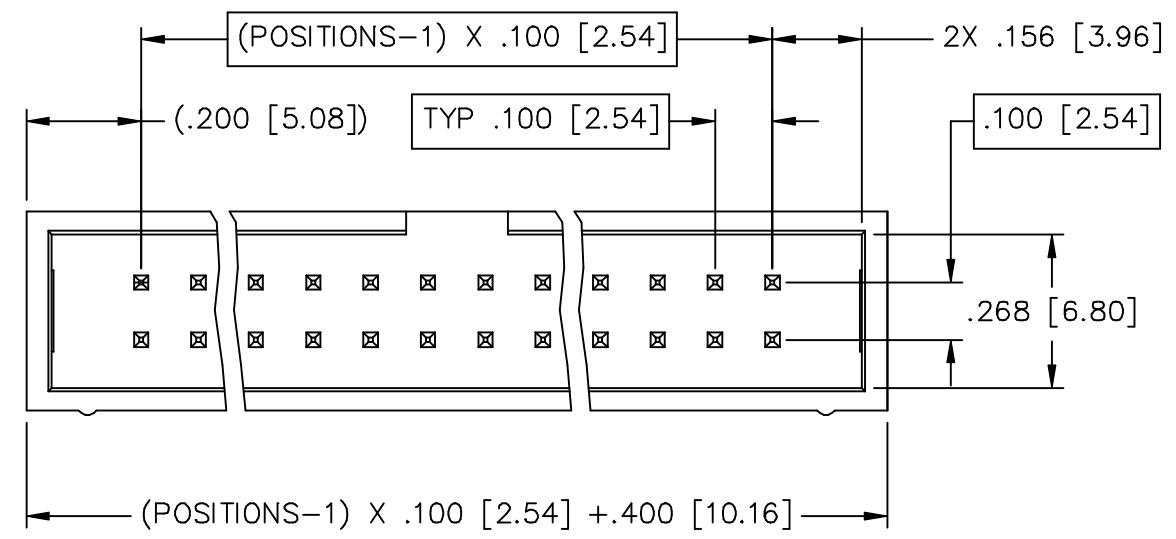
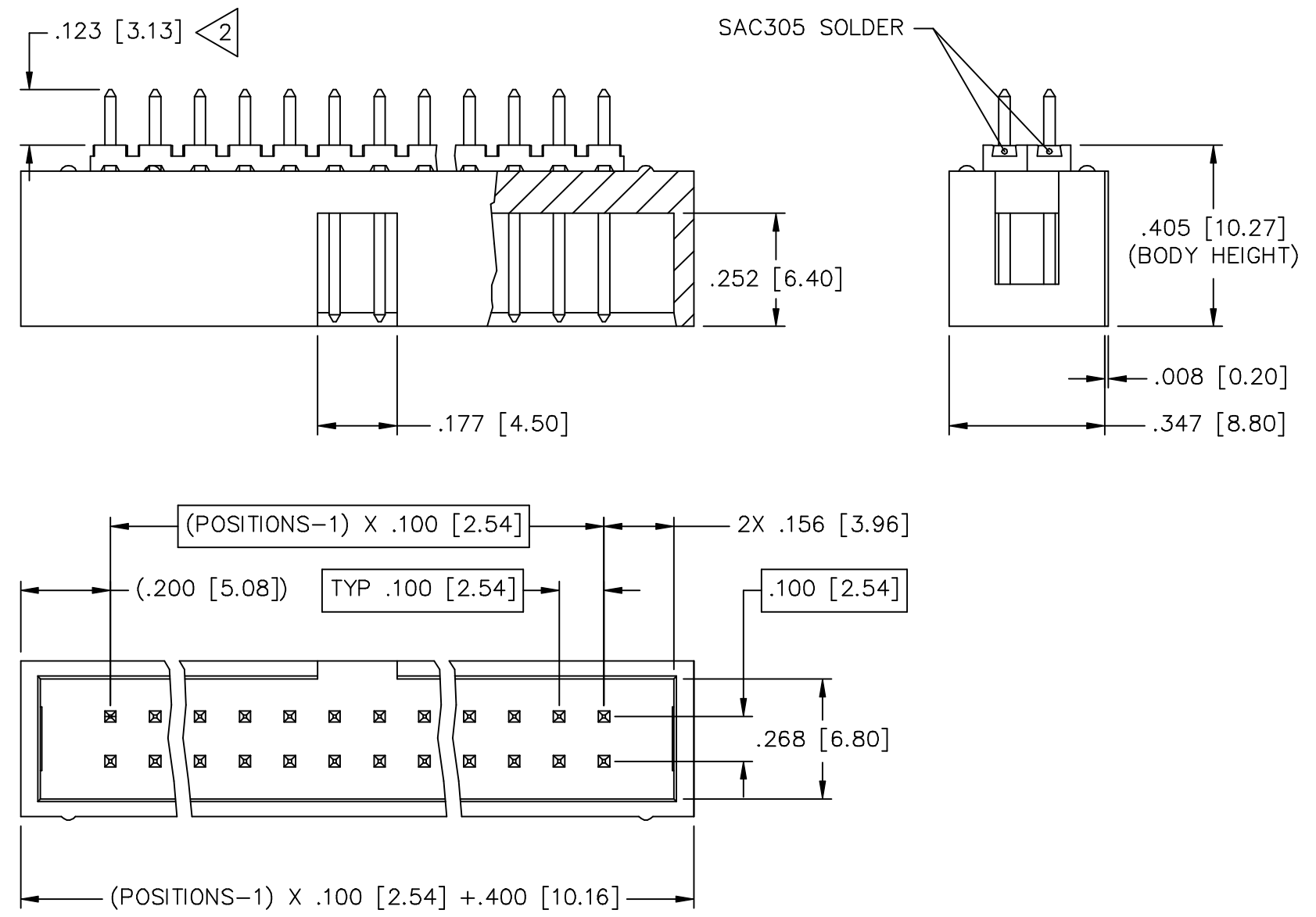
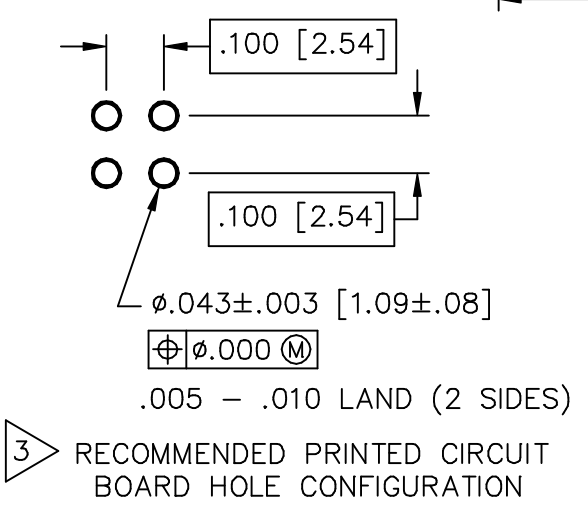
MATERIALS:

HOUSING: HIGH TEMPERATURE THERMOPLASTIC, UL RATED 94-V0

CONTACT: COPPER ALLOY

SOLDER: SEE PART NUMBER DESCRIPTION

CONTACT FINISH: (SEE PART NUMBER DESCRIPTION)



i-tronik®
 Macchine e prodotti per l'industria elettronica

i-tronik S.p.A
 Via dell'Artigianato n. 20
 35010 Peraga di Vigonza (PD)
 Tel. +39.049.895.23 Fax. +39.049. 893.4822
 commerciale@itronik.it; www.itronik.it

Unless otherwise specified: All dimensions are: Inches [mm]	Drawn by: J CACHINA	Date: 03/16/06	Title: SB SHRD VERT HDR - .100 [2.54] PITCH (ROHS COMPLIANT)	
	Checked by: JSC	Date: 03/16/06		
-Tolerances-		Ref No: S20608		Scale: 3:1
No of places	IN [mm]	Part No: SVC2___405_123-0		Sheet 1 of 1
one	±.1 ±2,54			
two	±.02 ±0,5			
three	±.010 ±0,25			
Angular ±2°				