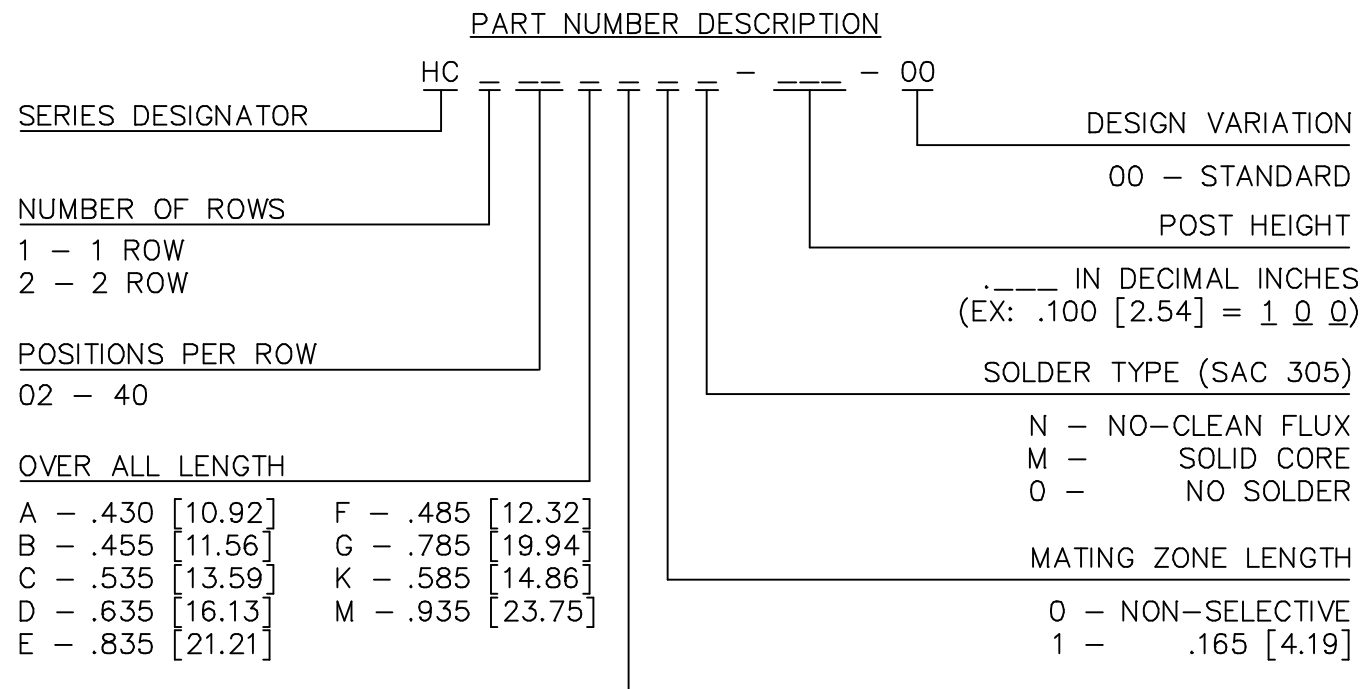


Rev	Description	Date	By
C	ADDED PIN LENGTH M	02/12/07	JSC



CONTACT FINISH DESIGNATION 4		
DESIGNATION	MATING ZONE	SOLDER TAIL
S	GOLD - FLASH	GOLD - FLASH
2	GOLD - 10 MICROINCHES	GOLD - 10 MICROINCHES
3	GOLD - 30 MICROINCHES	GOLD - 30 MICROINCHES
C	GOLD - FLASH	PURE TIN - 100 MICROINCHES
B	GOLD - 10 MICROINCHES	PURE TIN - 100 MICROINCHES
H	GOLD - 30 MICROINCHES MIN	PURE TIN - 100 MICROINCHES
O	PURE TIN - 100 MICROINCHES	PURE TIN - 100 MICROINCHES

NOTES: UNLESS OTHERWISE SPECIFIED

- INTERPRET THIS DRAWING IN ACCORDANCE WITH ASME Y14.5M - 1994
- FOR OTHER SIZES, FINISHES, SOLDER VOLUMES OR ADDITIONAL DATA CONSULT TEKA CUSTOMER SERVICE DEPARTMENT
- CONNECTOR SOLDER VOLUME BASED ON APPLICATION TO A $.062 \pm .007$ [1.58 ± 0.18] THICK PRINTED CIRCUIT BOARD
- ALL TIN FINISHES ARE LOW STRESS / WHISKER MITIGATING

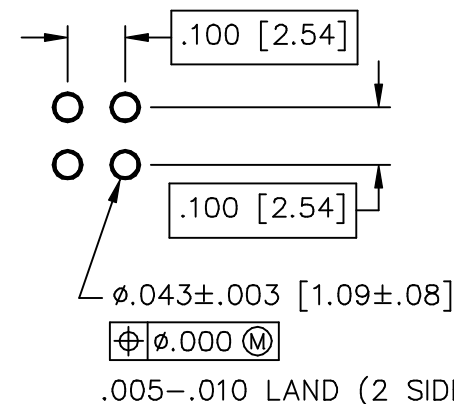
MATERIALS:

HOUSING: HIGH TEMPERATURE THERMOPLASTIC, UL RATED 94-VO

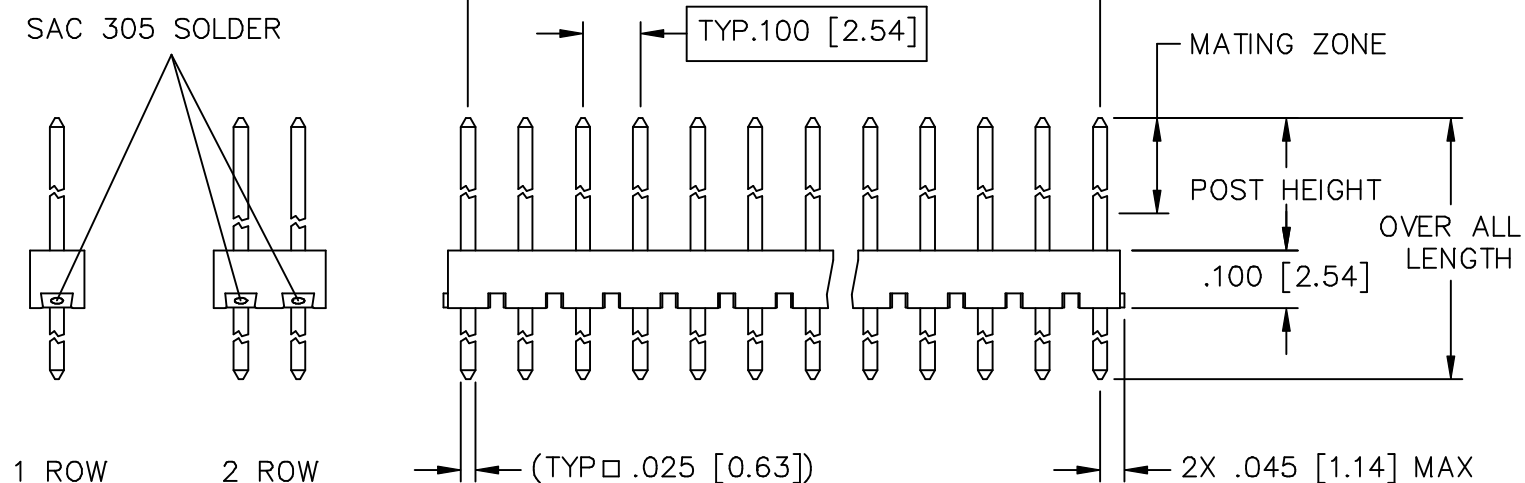
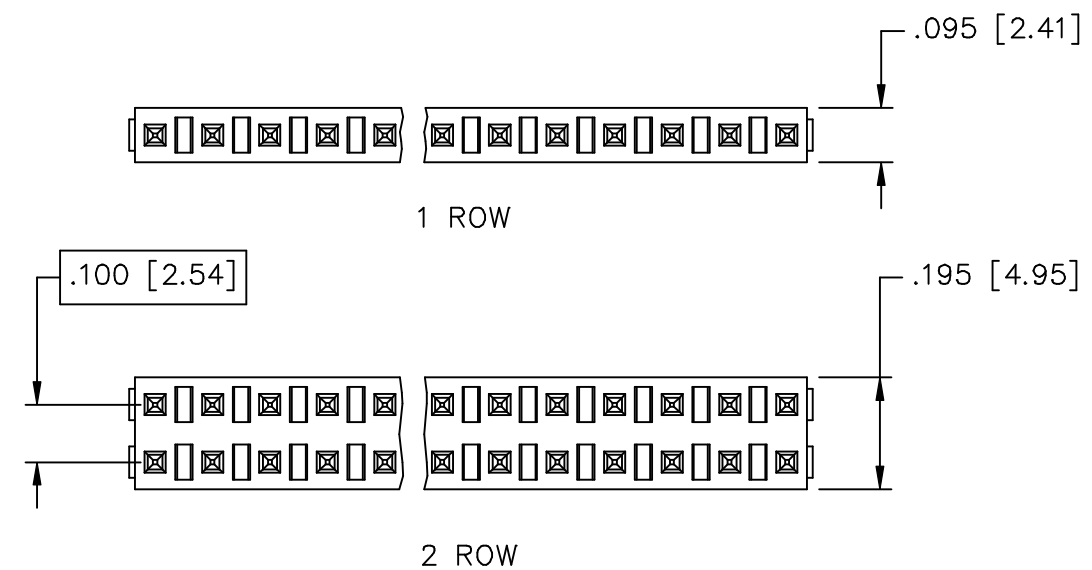
CONTACT: COPPER ALLOY

SOLDER: SEE PART NUMBER DESCRIPTION

CONTACT FINISH: (SEE PART NUMBER DESCRIPTION)



3 RECOMMENDED PRINTED CIRCUIT BOARD HOLE CONFIGURATION



Unless otherwise specified: All dimensions are: Inches [mm]	Drawn by: J CACHINA	Date: 09/15/05	i-tronik S.p.A Via dell'Artigianato n. 20 35010 Peraga di Vigonza (PD) Tel. +39.049.895.23 Fax. +39.049. 893.4822 commerciale@itronik.it; www.itronik.it	
-Tolerances- No of places IN [mm] one ±.1 ±2,54 two ±.02 ±0,5 three ±.010 ±0,25 Angular ±2°	Checked by: JSC	Date: 09/15/05	Title: SOLDER BEARING HEADER-.100 2.54] PITCH (ROHS COMPLIANT) Part No: HC _____ - ____ - 00	
	Ref No: S20556	Scale: 3:1	Sheet 1 of 1	